

An aerial, sepia-toned photograph of a busy city street, likely in the mid-20th century. The street is filled with vintage cars and a bus. Tall buildings line both sides of the street. In the foreground on the right, there are ornate, classical-style architectural elements, possibly part of a fountain or monument. The overall scene captures the essence of mid-century urban life.

The 50's

COLLECTION 1950 BY FONTINI

BY
Fontini

The 50's



PIEZAS ÍNTEGRAMENTE EN LATÓN, BELLAS EN SU SENCILLEZ.

EXCELENTES ACABADOS QUE REMEMORAN
LA PRIMERA COLECCIÓN QUE FONTINI CREÓ EN 1950.

*FULL BRASS PIECES, BEAUTIFUL IN ITS SIMPLICITY.
EXCELLENT FINISHES RECALLING THE FIRST COLLECTION
CREATED BY FONTINI IN 1950.*

1950



COLECCIÓN 1950, EDICIONES LIMITADAS
Y EXCLUSIVAS.

*1950 COLLECTION, EXCLUSIVE
AND LIMITED EDITIONS.*

ACABADOS DE PLACA / PLATE FINISHES

ANTRACITA



ANTHRACITE

GRAFITO



GRAPHITE

NÍQUEL
SATINADO



SATIN NICKEL
PLATED

DORADO



GOLDEN

PATINÉ
AMERICANO



ANTIQUE
BRONZE

1950



COLECCIÓN 1950, PERSONALIZA SUS PROYECTOS
DE INTERIORISMO.

*1950 COLLECTION, CUSTOMIZES YOUR INTERIOR
DESIGN PROJECTS.*

ACABADOS DE TUERCA Y MANECILLA / *NUT AND TOGGLE FINISHES*

CROMADO



CHROME-PLATED

DORADO



GOLDEN

PATINÉ
AMERICANO



ANTIQUÉ
BRONZE



PERSONALICE SU PRODUCTO CON EXCLUSIVOS SWAROVSKI® ELEMENTS.

CUSTOMIZE YOUR PRODUCT WITH EXCLUSIVE SWAROVSKI® ELEMENTS.

COLORES / COLOURS

CRYSTAL
MOONLIGHT



BLACK
DIAMOND



INDIAN
SAPPHIRE



LIGHT
COLORADO
TOPAZ



LIGHT
SIAM





INFINIDAD DE COMBINACIONES
AN INFINITE NUMBER OF COMBINATIONS

MECANISMOS ELÉCTRICOS

Interrupor bipolar.
Conmutador.
Doble conmutador.
Cruzamiento.
Doble cruzamiento.
Pulsador.
Doble pulsador.
Pulsador rocking.
Doble pulsador rocking.
Mecanismo para persianas.
Doble mecanismo cruzamiento y conmutador.
Regulador electr. 500w pulsador rocking.
Regulador electr. 900w pulsador rocking.
Placa ciega.
Salida de cables.
Potenciómetro regulador 400w.
Doble potenciómetro regulador 400w.
Tomas de corriente
Toma teléfono doble.
Toma RJ45 doble.
Toma RJ45 + toma teléfono.
Toma tv final.
Toma tv única.
Toma tv intermedia A.
Toma tv intermedia B.

COMPATIBILIDAD CAJAS ELÉCTRICAS

La serie 1950 se adapta a cajas universales o cajas británicas. Por favor indíquenos en el momento de hacer el pedido en qué caja ha de instalar el producto.



British
60x60 mm



Universal
60x60x40 mm

ELECTRICAL MECHANISMS

Two-pole-switch.
Two-way-switch.
Double two-way-switch.
Crossing switch.
Double crossing switch.
Pushbutton.
Double pushbutton.
Toggle pushbutton.
Double rocking pushbutton.
Electric blinds mechanism.
Double mechanism crossing & two-way switches.
Electronical dimmer 500w toggle switch.
Electronical dimmer 900w toggle switch.
Blind cover.
Cable outlet cover.
Dimmer potentiometer 400w.
Double dimmer potentiometer 400w.
Sockets.
Double telephone socket.
Double RJ45 socket.
RJ45 telephone socket.
Final tv socket.
Single tv socket.
Intermediate A tv socket.
Intermediate B tv socket.


ELECTRICAL BOXES COMPATIBILITY

1950 series is available for universal or british flush mounted boxes. Please once you place the order indicate us the kind of boxes where mechanisms will be installed.

SPANISH FRENCH BRITISH INDIAN
GERMAN SOCKET SOCKET SOCKET
SOCKET



FORMATOS DE PLACA-CAJA UNIVERSAL UNIVERSAL BOX PLATES SIZES




91 x 125 mm



91 x 181 mm




91 x 253 mm

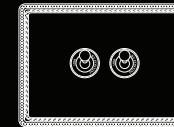


91 x 324 mm

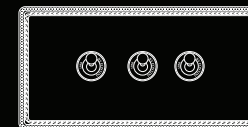
FORMATOS DE PLACA-CAJA BRITÁNICA BRITISH STANDARD PLATES SIZES



91 x 125 mm



91 x 125 mm



91 x 181 mm



91 x 181 mm

4050
FONTINI, LA REEDICIÓN DE UN CLÁSICO
FONTINI, BRINGING BACK A CLASSIC.

Fontini

www.FONTINI.com

POL. IND. CAN BERNADES-SUBIRÀ_C. ANOIA, 15. 08130
SANTA PERPÈTUA DE MOGODA_BARCELONA_ (SPAIN)
TELÉFONO DE ATENCIÓN AL CLIENTE
(+34) 935 743 330 / info@fontini.com FAX (+34) 935 742 119